

HEMOMATIK Sweden

Liquid level switch

Art.nr.
HMFB-SOT120-100

S=..... mm O=..... mm

Drawing nr.
HMFB-SOT120-100

Rev.
1

Approved
P.L.060426

Scale
1:2

Temperature 20-100°C, 4-20mA

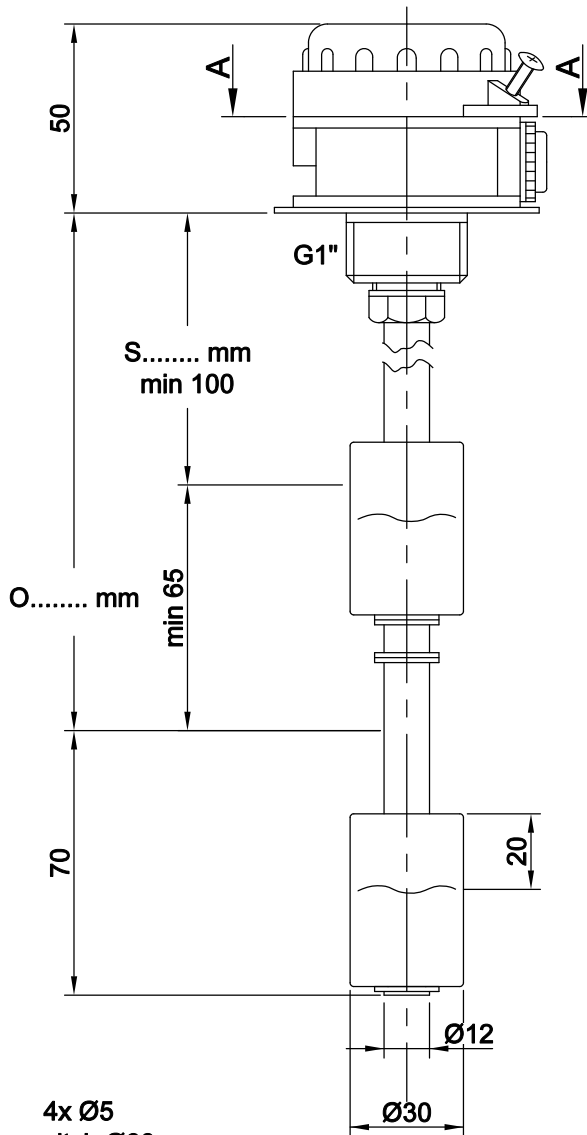

Date
060425

Sign.
MEM

For switchpointmm, see label

Rev. date
170316

1 2 + - 3 4 5 6



APPLICATION

For sensing off liquid levels to activate pumps or valves via relays or PCs, a floatswitch works equally well with conductive as with non-conductive fluids such as oils.

WORKING PRINCIPLE

The float contains a magnet. It follows the fluid along the stem. The stem is a non magnetic material with 1 to 5 built-in reedswitches. The magnet activates each reedswitch for approx. 10 mm. This is called a passing switch. To assure that the contact status remains unchanged the stem is provided with a stop ring below respectively above the float. This allows to determine whether the level is rising or falling. We have chosen to define the contact status with empty tank and with the thread mounted in the upwards position.

MATERIALS

Stem : Brass
Float : Buna-N (nitrofuel)
Junction box : Polyamid 6
Temp. max : Oil +100°C

CONTACT SYMBOLS

S = means NC low, NO going upwards
O = means NO low, NC going upwards

TEMPERATURE SENSOR

Temperature range
between +20°C..+100°C
This sensor gives 4mA at 20°C and 20mA at 100°C. For linearity see curve.

PROTECTION DEGREE

Stem : IP68
Junction box : IP64, IP67 can be obtained when using cable gland STP11 and threads in the lid are sealed with sealingcompound.

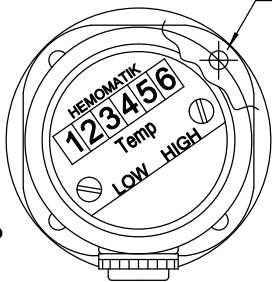
ELECTRICAL DATA

Contact rating level *	50 VA
max voltage	50 V
max current	3 A
Supply voltage temp	10-30VDC
Output	4-20mA

* = resistive load

Note. Above values are for resistive loads. Mechanical life is 30 millions. Use series resistor for lamp load, or other suitable protection for inductive loads if the rating is higher than 1/10 of the values above.

Rights to the design and drawing belongs to HEMOMATIK Sweden, copyright ©



Section A-A

■ = Switch closed
□ = Switch open

