

KL2001

NORDIC LIGHTS® KL2001 LED work light is an affordable upgrade for your lighting needs. The KL2001 matches the basic introduction level needs for heavy-duty lighting and is the right light when replacing halogen work lights.



Not all products are available in all markets. During continuous improvement specifications and design are changing. All values are nominal values. Illustrations do not necessarily show the design of every version and some features are version specific. The lumens output varies depending on lens colour.

TECHNICAL DATA

Theoretical Lumens Output	1900 lm	Shock	60G
Operational Lumens Output	1200 lm	Vibration	8Grms 24-2000Hz
Colour Temperature	5700 K	Lens	PC
Nominal Voltage DC	12 - 24 V	Body / Housing	Aluminium
Input Voltage DC	9 - 16 V 18 - 32 V	Weight	0.5 kg
Power Consumption	20 W	IP Rating	IP68, IP6K9K
Nominal Current at	24V=0.8A, 12V=1.7A	Salt Spray Test	ISO 9227 240H
Connector	Built-in Deutsch DT-2 (2-pin)	EMC	CISPR 25 Class 5, EN12895, ISO 13766, ISO 14982, ISO 7637-2
Electronics	Isolated	Operating Temperatures	-40°C... +85°C (Overheat protected)
Mount	Single Bolt M10	Part Numbers	Wide Flood: 982-601B, Flood: 982-603B

CONNECTORS



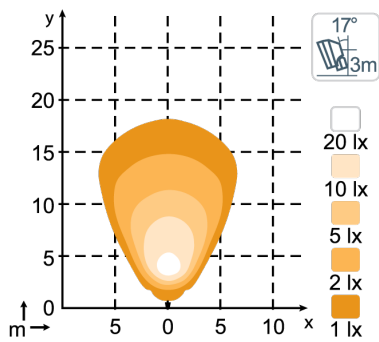
Built-in Deutsch DT-2 (2-pin)

KEY FEATURES

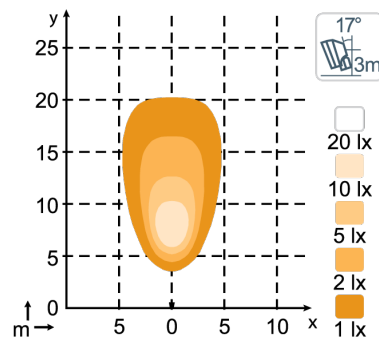
- Cost-effective
- Operational lumens output: 1200lm
- Dimmable

LIGHT PATTERNS

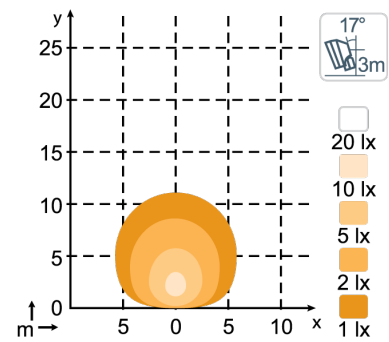
**KL2001 1200lm
Wide Flood**



**KL2001 1200lm
Flood**



**KL2001 900lm
Diffused**



DRAWINGS

