

Redundancy module - QUINT4-DIODE/12-24DC/2X20/1X40



2907719

<https://www.phoenixcontact.com/gb/products/2907719>

Please be informed that the data shown in this PDF document is generated from our Online Catalog. Please find the complete data in the user documentation. Our General Terms of Use for Downloads are valid.

DIN rail diode module 12-24 V DC/2x20 A or 1x40 A. Uniform redundancy up to the consumer.



Product Description

A safe redundant system is the result of the parallel connection of two power supply units which are decoupled from one another. To further increase system availability, QUINT DIODE provides the solution: decoupling with diode.

Your advantages

- Flexible
- Rugged design
- Consistent redundancy up to the load

Commercial Data

Item number	2907719
Packing unit	1 pc
Minimum order quantity	1 pc
Sales Key	CMRI43
Product Key	CMRI43
Catalog Page	Page 306 (C-4-2019)
GTIN	4055626231211
Weight per Piece (including packing)	891.58 g
Weight per Piece (excluding packing)	767 g
Customs tariff number	85049090
Country of origin	CN

Redundancy module - QUINT4-DIODE/12-24DC/2X20/1X40



2907719

<https://www.phoenixcontact.com/gb/products/2907719>

Technical Data

Input data

DC operation

Nominal input voltage range	12 V DC ... 24 V DC
Input voltage range	10 V DC ... 30 V DC
Voltage type of supply voltage	DC
Reverse polarity protection	< yes60 V
Nominal input current (I_N)	2x 20 A (-40 °C ... 60 °C) 1x 40 A (-40 °C ... 60 °C)
Maximum current I_{max}	2x 30 A (-40 °C ... 40 °C) 1x 60 A (-40 °C ... 40 °C)
Input current I_{Static}	2x 25 A (40 °C)
Input current $I_{Dynamic}$	2x 30 A (5 s)
Input current I_{SFB}	2x 120 A (15 ms)
Nominal input current (I_N)	2x 20 A (-25 °C ... 60 °C) 1x 40 A (-25 °C ... 60 °C)
Maximum current I_{max}	2x 30 A (-25°C ... 40°C) 1x 60 A (-25°C ... 40°C)
Transient surge protection	Varistor
Voltage drop, input/output	0.5 V

Output data

Efficiency	> 97 %
Output voltage	U_{in} -
Output voltage range	12 V DC ... 24 V DC
Nominal output current (I_N)	40 A (Increasing power) 20 A (Redundancy)
Static Boost ($I_{Stat.Boost}$)	45 A
Dynamic Boost ($I_{Dyn.Boost}$)	60 A (5 s)
Selective Fuse Breaking (I_{SFB})	120 A (15 ms)
Derating	60 °C ... 70 °C (2.5%/K)
Power loss nominal load max.	10 W ($I_{OUT} = 20$ A)
Connection in series	No

Connection data

Input

Connection method	Screw connection
Conductor cross section solid min.	0.5 mm ²
Conductor cross section solid max.	16 mm ²
Conductor cross section flexible min.	0.5 mm ²
Conductor cross section flexible max.	16 mm ²

Redundancy module - QUINT4-DIODE/12-24DC/2X20/1X40



2907719

<https://www.phoenixcontact.com/gb/products/2907719>

Conductor cross section AWG min.	10
Conductor cross section AWG max.	6
Stripping length	10 mm
Screw thread	M4
Tightening torque, min	1.2 Nm
Tightening torque max	1.5 Nm

Output

Connection method	Screw connection
Conductor cross section solid min.	0.5 mm ²
Conductor cross section solid max.	16 mm ²
Conductor cross section flexible min.	0.5 mm ²
Conductor cross section flexible max.	16 mm ²
Conductor cross section AWG min.	10
Conductor cross section AWG max.	6
Stripping length	10 mm
Screw thread	M4
Tightening torque, min	1.2 Nm
Tightening torque max	1.5 Nm

Electrical properties

Insulation voltage input, output / housing	1000 V
--------------------------------------------	--------

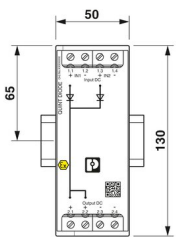
Product properties

Product type	Redundancy module
MTBF (IEC 61709, SN 29500)	40000000 h (40 °C)

Insulation characteristics

Protection class	III
Degree of pollution	2

Dimensions

Dimensional drawing	
Width	50 mm
Height	130 mm
Depth	125 mm

Installation dimensions

Redundancy module - QUINT4-DIODE/12-24DC/2X20/1X40



2907719

<https://www.phoenixcontact.com/gb/products/2907719>

Installation distance right/left	5 mm / 5 mm
Installation distance top/bottom	50 mm / 50 mm

Mounting

Mounting type	DIN rail mounting
Assembly instructions	alignable: $P_N \geq 50\%$, 5 mm horizontally, 15 mm next to active components, 50 mm vertically alignable: $P_N < 50\%$, 0 mm horizontally, 40 mm vertically top, 20 mm vertically bottom
Mounting position	horizontal DIN rail NS 35, EN 60715

Material specifications

Flammability rating according to UL 94 (housing / terminal blocks)	V0
Housing material	Metal
Housing material	Aluminum / stainless steel

Environmental and real-life conditions

Ambient conditions

Degree of protection	IP20
Ambient temperature (operation)	-40 °C ... 70 °C (> 60 °C Derating: 2,5 %/K)
Ambient temperature (storage/transport)	-40 °C ... 85 °C
Maximum altitude	≤ 5000 m
Climatic class	3K22 (in accordance with EN 60721-3-3)
Max. permissible relative humidity (operation)	≤ 95 % (at 25 °C, non-condensing)
Shock	18 ms, 30g, in each space direction (according to IEC 60068-2-27)
Vibration (operation)	< 15 Hz, amplitude ±2.5 mm (according to IEC 60068-2-6) 15 Hz ... 150 Hz, 2.3g, 90 min.

Standards and regulations

Standard – Electronic equipment for use in electrical power installations and their assembly into electrical power installations	EN 50178/VDE 0160 (PELV)
Standard - Electrical safety	EN 60950-1/VDE 0805 (SELV)
Standard – Protection against shock currents, basic requirements for protective separation in electrical equipment	EN 50178
Standard – Safety extra-low voltage	IEC 60950-1 (SELV) and EN 60204-1 (PELV)
Standard - Safe isolation	DIN VDE 0100-410

Approval data

UL approvals	UL/C-UL listed UL 508
	UL/C-UL Recognized UL 60950-1
	UL ANSI/ISA-12.12.01 Class I, Division 2, Groups A, B, C, D (Hazardous Location)

Conformity/Approvals

ATEX	□ II 3 G Ex ec IIC T4 Gc
------	--------------------------

Redundancy module - QUINT4-DIODE/12-24DC/2X20/1X40



2907719

<https://www.phoenixcontact.com/gb/products/2907719>

	DEKRA 20ATEX0041 X
IECEX	Ex ec IIC T4 Gc
	IECEX DEK 20.0022X

EMC data

Low Voltage Directive	Conformance with Low Voltage Directive 2014/35/EC
Electromagnetic compatibility	Conformance with EMC Directive 2014/30/EU
EMC requirements for noise emission	EN 61000-6-3
	EN 61000-6-4
EMC requirements for noise immunity	EN 61000-6-1
	EN 61000-6-2

Electrostatic discharge

Standards/regulations	EN 61000-4-2
Housing	Level 4

Electrostatic discharge

Contact discharge	8 kV (Contact discharge)
Discharge in air	15 kV (Air discharge)
Comments	Criterion A

Electromagnetic HF field

Standards/regulations	EN 61000-4-3
-----------------------	--------------

Electromagnetic HF field

Frequency range	80 MHz ... 1 GHz
Test field strength	20 V/m
Frequency range	1 GHz ... 3 GHz
Test field strength	10 V/m
Comments	Criterion A

Fast transients (burst)

Standards/regulations	EN 61000-4-4
-----------------------	--------------

Fast transients (burst)

Input	2 kV (level 3 - asymmetrical: conductor to ground)
Output	2 kV (level 3 - asymmetrical: conductor to ground)
Comments	Criterion A

Surge voltage load (surge)

Standards/regulations	EN 61000-4-5
-----------------------	--------------

Conducted interference

Standards/regulations	EN 61000-4-6
-----------------------	--------------

Conducted interference

Input/Output	Level 3
Frequency range	0.15 MHz ... 80 MHz

Redundancy module - QUINT4-DIODE/12-24DC/2X20/1X40



2907719

<https://www.phoenixcontact.com/gb/products/2907719>

Comments	Criterion A
Voltage	10 V

Emitted interference

Standards/regulations	EN 61000-6-3
Radio interference voltage in acc. with EN 55011	EN 55011 (EN 55022) Class B, area of application: Industry and residential
Emitted radio interference in acc. with EN 55011	EN 55011 (EN 55022) Class B, area of application: Industry and residential

Redundancy module - QUINT4-DIODE/12-24DC/2X20/1X40

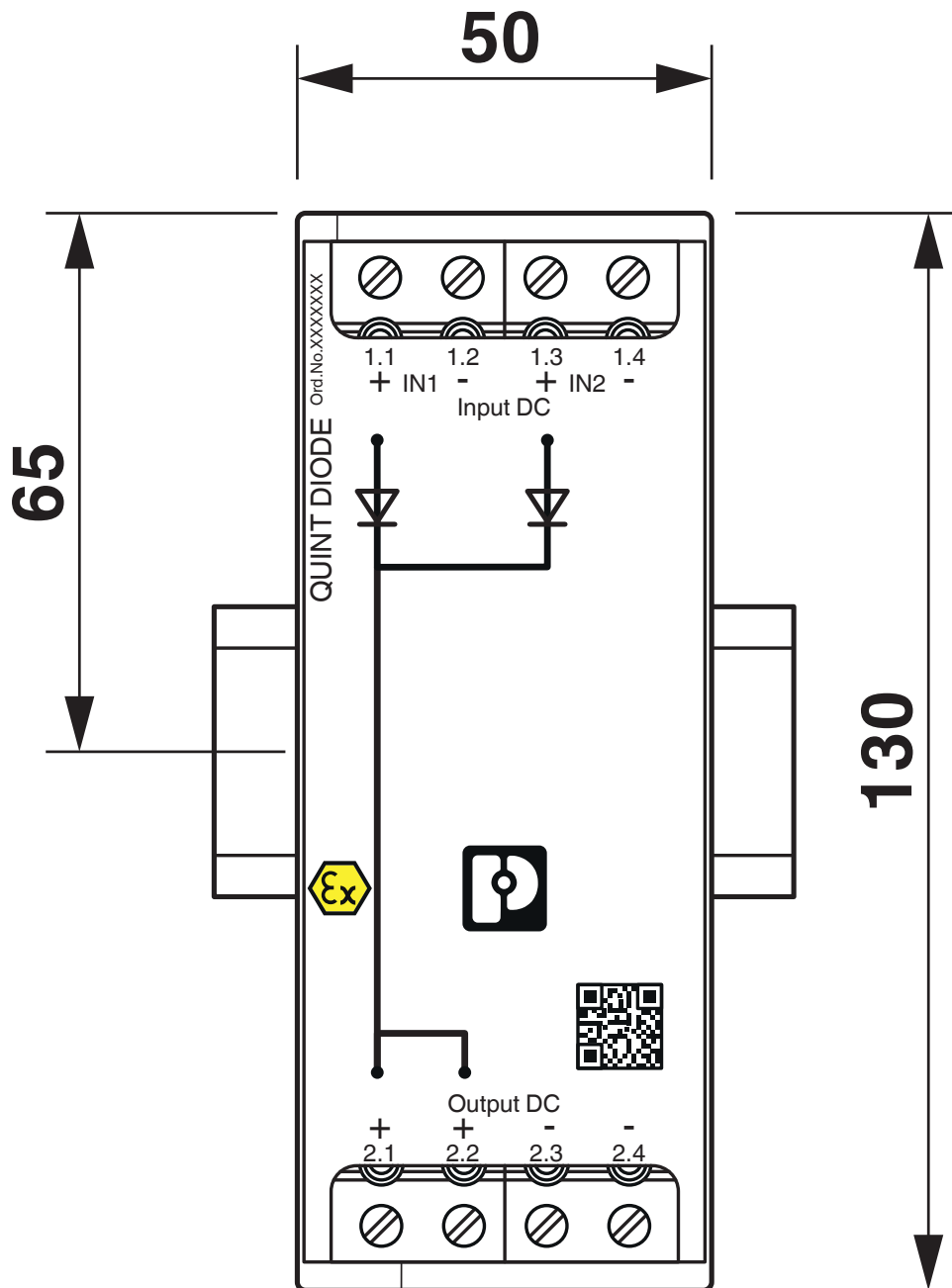


2907719

<https://www.phoenixcontact.com/gb/products/2907719>

Drawings

Dimensional drawing



Device dimensions (dimensions in mm)

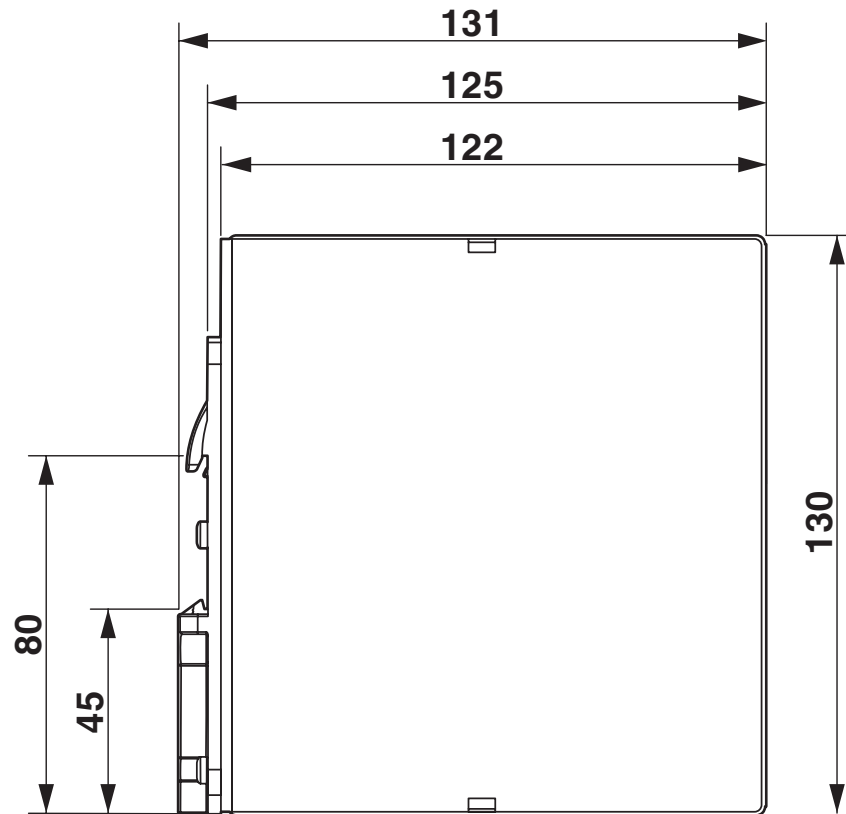
Redundancy module - QUINT4-DIODE/12-24DC/2X20/1X40



2907719

<https://www.phoenixcontact.com/gb/products/2907719>

Dimensional drawing



Device dimensions (dimensions in mm)

Redundancy module - QUINT4-DIODE/12-24DC/2X20/1X40



2907719

<https://www.phoenixcontact.com/gb/products/2907719>

Approvals



cUL Recognized
Approval ID: FILE E 211944



UL Recognized
Approval ID: FILE E 211944



EAC
Approval ID: RU S-DE.BL08.W.00764



UL Listed
Approval ID: FILE E 123528



cUL Listed
Approval ID: FILE E 123528

DNV

Approval ID: TAA000011F



ATEX
Approval ID: DEKRA 20ATEX0041 X



EAC Ex
Approval ID: RU C-DE.HB49.B.00004



IECEx
Approval ID: IECEx DEK 20.0022X



NEPSI
Approval ID: GYJ20.1591X



cUL Listed
Approval ID: FILE E 199827



UL Listed
Approval ID: FILE E 199827

Redundancy module - QUINT4-DIODE/12-24DC/2X20/1X40



2907719

<https://www.phoenixcontact.com/gb/products/2907719>



IECEX

Approval ID: IECEX KEM 10.0091

INMETRO

Approval ID: DNV 22.0238 X

cULus Recognized

cULus Listed

cULus Listed

Redundancy module - QUINT4-DIODE/12-24DC/2X20/1X40



2907719

<https://www.phoenixcontact.com/gb/products/2907719>

Classifications

ECLASS

ECLASS-9.0	27371010
ECLASS-10.0.1	27371010
ECLASS-11.0	27371010

ETIM

ETIM 8.0	EC000683
----------	----------

UNSPSC

UNSPSC 21.0	32151500
-------------	----------

Redundancy module - QUINT4-DIODE/12-24DC/2X20/1X40



2907719

<https://www.phoenixcontact.com/gb/products/2907719>

Environmental Product Compliance

REACH SVHC	Lead 7439-92-1
China RoHS	Environmentally Friendly Use Period = 25;
	For information on hazardous substances, refer to the manufacturer's declaration available under "Downloads"

Phoenix Contact 2023 © - all rights reserved

<https://www.phoenixcontact.com>

PHOENIX CONTACT Ltd
Halesfield 13, Telford
Shropshire, TF7 4PG
01952 681700
info@phoenixcontact.co.uk